

Registration Guide

 IdentityForce.
A TransUnion® Brand



Create Your Online Account

Getting Started

Just a few simple steps and you'll have comprehensive identity management and fraud protection from IdentityForce, a TransUnion brand.

Congratulations. You're ready to enjoy the benefits –and peace of mind – that IdentityForce provides.

IdentityForce is comprehensive identity security at your fingertips. This easy-to-use portal will help you:



Monitor

Monitor | Continuous monitoring of your identity, privacy and credit by using innovative and proactive identity theft protection technology. We detect illegal selling of your personal, financial and credit information, providing robust monitoring required in today's connected world.



Alert

Alert | IdentityForce provides an early warning system that notifies you when your personal information is at risk. Our alerts are sent to your smartphone, tablet or computer, so you have the power to act before damage is done.



Control

Control | When you want total identity control, count on IdentityForce. Understand your credit score and where or how your online information is being used. Protect your keystrokes, PIN numbers and credit card information.



Recover

Recover | Resolution Specialists offer comprehensive recovery services. We'll complete paperwork, make calls and handle every detail to restore your identity. And, you're covered by our nationwide \$1 million to \$2 million identity theft insurance policy¹.

¹ Depending on your specific IdentityForce membership plan, the amount of your insurance coverage may vary.

How to register your IdentityForce account

You'll receive an email from the IdentityForce team. Just click on the "Account Setup" button to register and access valuable educational resources and our comprehensive set of products.

IdentityForce[®] 1-877-694-3367
Protect What Matters Most[™]

Welcome

You are now officially a member of IdentityForce!

ACCOUNT SETUP

Hi Jane,

Thank you for signing up for IdentityForce identity theft protection. You've just taken the first step in protecting your personal information. For 40 years, IdentityForce has served consumers, and we're excited to welcome you!

To get the most value, it will be important for you to complete setting up your account.

TAKE ACTION NOW | 4 Easy Steps

Complete your account setup by:

1. Accessing your account by [clicking here](#) to complete your member profile. This is a secure, personalized link for your use only.
2. Completing each question and clicking "Next".
3. Logging in to your dashboard, clicking on Identity Vault in the left side menu and adding any additional information and accounts to monitor.
4. Adjusting your email settings to allow emails from memberservices@identityforce.com to ensure delivery of important alerts.

3 KEY STEPS | RAPIDLY SAFEGUARD YOUR PRIVACY

Ensure your identity is being fully protected by IdentityForce. In under five minutes, you'll gain even more control over your personal information.

This video features a step-by-step tutorial of the top three actions to ensure IdentityForce is behind you, protecting what matters most.

TAKE CONTROL

IdentityForce[®]
A TransUnion[®] Brand

Download IdentityForce Mobile

Anytime, Anywhere Access Keeps You Protected. It's easy to get started. Download the free IdentityForce Mobile App today.

GET IT ON Google Play | Download on the App Store

Thank you for trusting our team to help you Protect What Matters Most. We invite you to also visit our [Support Area](#) where you can access our Frequently Asked Questions.

Best,

Your IdentityForce Team

IdentityForce Account Setup

You'll be asked to add in your contact information and agree to the Terms & Conditions:



Contact Information 1 of 2

Complete each step by entering your information in the required fields.

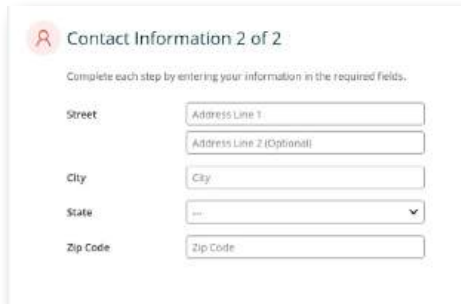
Primary Email

Full Name

Date of Birth

Country

Mobile Number



Contact Information 2 of 2

Complete each step by entering your information in the required fields.

Street

City

State

Zip Code

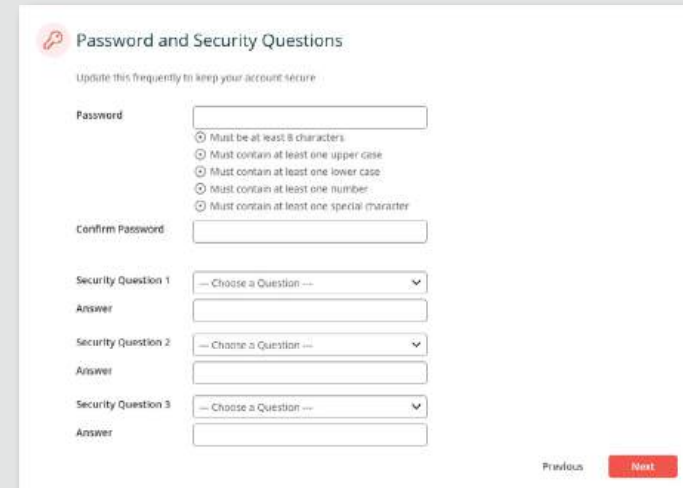


Terms & Conditions

In order to complete your registration you must agree to the terms and conditions.

By checking this box, I agree to be bound by the [Terms of Use](#) and [Privacy Notice](#).

Next, you will set up your password and security questions:



Password and Security Questions

Update this frequently to keep your account secure

Password
 Must be at least 8 characters
 Must contain at least one upper case
 Must contain at least one lower case
 Must contain at least one number
 Must contain at least one special character

Confirm Password

Security Question 1

Answer

Security Question 2

Answer

Security Question 3

Answer

[Previous](#) [Next](#)

Then you will be prompted to enable Two Factor Authentication to further secure your account:



Two Factor Authentication

For your protection, we provide two factor authentication as additional security for your account. We will send you an authentication code. Please select a delivery option to receive your code.

Delivery Method

[Previous](#) [Next](#)

To complete your account set up, click "Done":



Complete Registration

Click "Done" below to enter your account Dashboard. You can update or add information on your Dashboard or under Manage Account at any time.

[Previous](#) [Done](#)

IdentityForce Account Setup

Once in your dashboard, members with credit monitoring will need to authenticate their credit in four easy steps:

1 **Verify your identity for your IdentityForce service**
To activate your service, please complete the further steps.
Authenticate

2 **Disclosure / Consent**
You understand that by clicking on the I AGREE button immediately following this notice, you are providing "written instructions" to Sontiq, Inc., a TransUnion company, and its contractors and all third party data sources and suppliers, and all of the credit report agencies, under the Fair Credit Reporting Act, as amended, authorizing such entities to obtain information from your personal credit profile from any credit reporting agency. You further authorize Sontiq, Inc., a TransUnion company, TransUnion and each of their respective subsidiaries, affiliates, divisions, contractors and all third party data sources and suppliers, and all credit reporting agencies, to obtain and monitor such information solely in connection with the Identity Protection Service.
Cancel **I Agree**

3 **SSN Verification**
Enter your Social Security Number *
[] [] []
Confirm your Social Security Number *
[] [] []
Cancel **Submit**

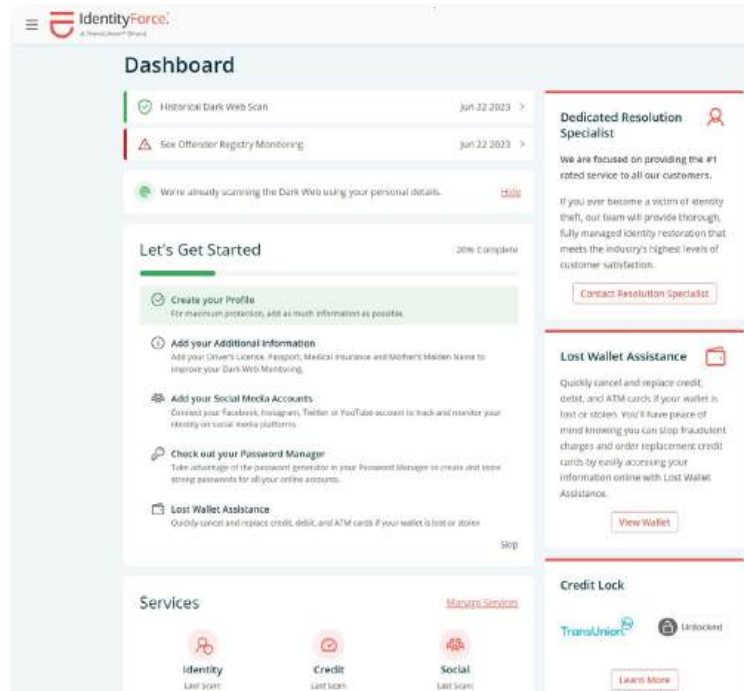
4 **Verify your Identity**
Protecting the privacy of your information is our highest priority. To verify your identity, you'll need to request a one-time passcode to your mobile device, via text message or voice call.
Standard text message and voice rates apply.
Send Me A Text Message
Call My Phone
Cancel

Your Identity Has Been Successfully Verified
Your identity has been successfully verified against your credit profile. Your credit service is now active.
Continue

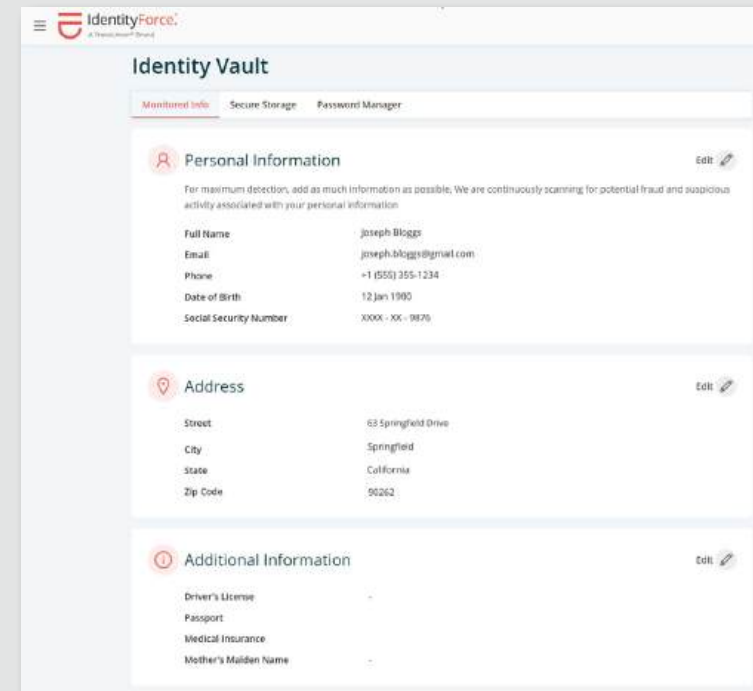
Getting Started

Once in your IdentityForce account, follow our quick start guide to begin adding in your additional information, financial accounts and social media accounts.

You will also have one-click access to a dedicated resolution specialist and the ability to set up Lost Wallet Assistance:



In your Identity Vault, you can add in additional personal information, your address and other information you would like monitored, access to secure storage for images and documents and our Password Manager:

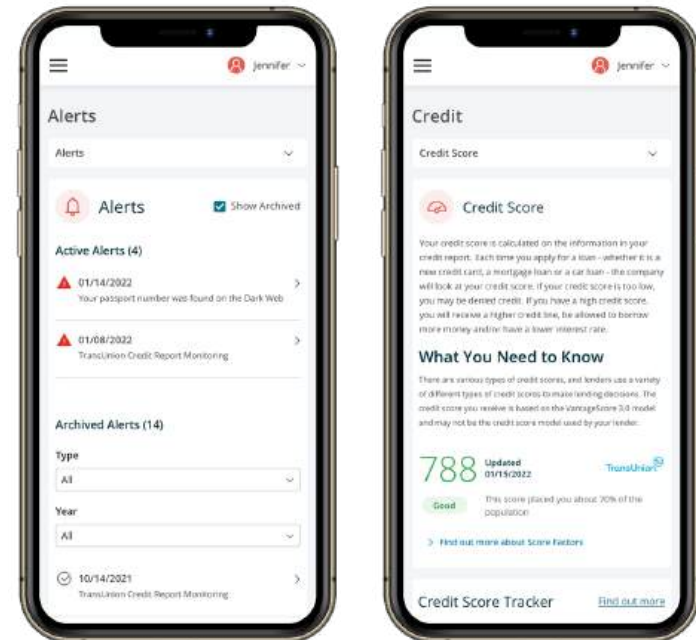
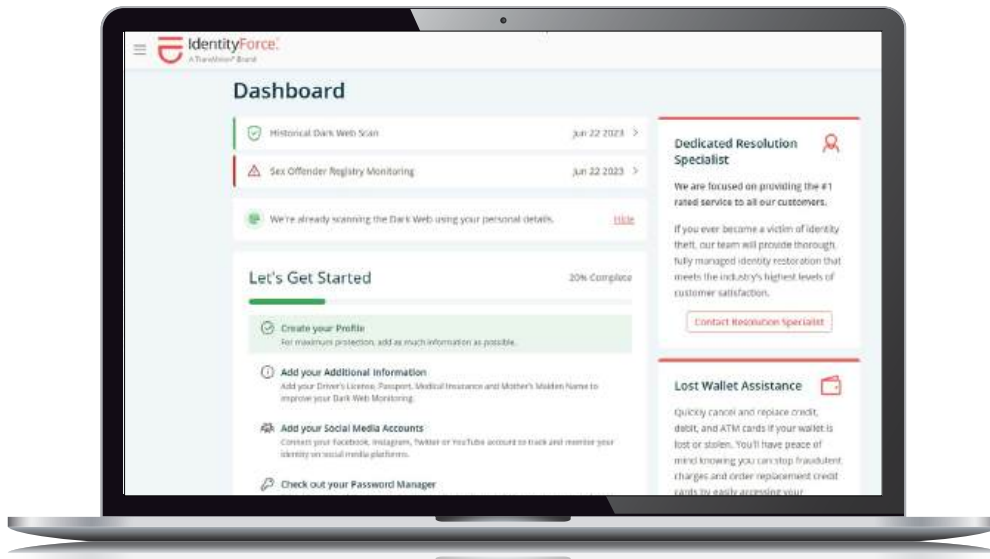


Anywhere, Anytime Access

Access IdentityForce – anywhere, anytime – on your PC, smartphone or tablet with our mobile application available for both Apple and Android devices².

In addition to valuable tools and information, you'll have immediate access to our Resolution Center Support Team.

² Depending on your specific IdentityForce membership plan, inclusion of the mobile app or availability by platform may vary.



For more information, call 877-694-3367

Or visit secureiis.identityforce.com